



ROSKILDE  
KOMMUNE

*Make sorting simpler with  
Roskilde Municipality's  
Perfect Waste sorting app.*



# Roskilde Municipality

## Let's sort and recycle our waste

It's good for our environment  
and great for our natural resources.

**[roskilde.dk/affald](https://roskilde.dk/affald)**

**#ALLE TIDERS AFFALD**

Please feel  
free to contact us  
if you have any  
questions

#### Affald og Genbrug

Rådhusbuen 1  
Postboks 100  
DK-4000 Roskilde

#### Telephone

+45 4631 3000

#### Opening hours

Monday – Friday 9:00 – 14:00

#### Mail

affaldoggenbrug@roskilde.dk

#### Website

roskilde.dk/affald

#### Facebook

facebook.com/skidtergodt



## All you need to know about waste

You can now dispose of 10 types of waste at home	4
Useful to know about waste and disposal	5
Cardboard and paper	6
Plastic	8
Food and beverage cartons	10
Textile waste	12
Hazardous waste	14
Food waste	16
Residual waste	18
Glass	20
Metal	22
Construction waste	24
Bulky waste	28
Garden waste	30



## Thank you for sorting – No matter why you do it

***What motivates you to sort your waste? Do you do it  
because you have to or for the sake of the climate?  
Or are you thinking of your children's future?  
Whatever the reason, your efforts will pay off.***

### Do it because you can

Sorting waste isn't always a bed of roses. It can be a bit of a chore - and at times confusing - but we also learn from doing it, and it's good for our common environment. We do it because we can in Roskilde Municipality.

### Do it because you have to

In Denmark, it's mandatory to sort waste. And naturally that goes for Roskilde Municipality, too. At [roskilde.dk/affald](https://roskilde.dk/affald), you'll find the regulations that apply to household waste in Roskilde Municipality. You can read the rules in detail there.

### Do it for the environment

The best thing we can do for the environment is to produce as little waste as possible. But our rising consumption means we're producing more waste than ever before. So, we need to sort as much waste as we can to give us the opportunity to reuse the resources again and again.

## You can now dispose of 10 types of waste at home



### We never mix your waste

The waste containers have two compartments that fit the two chambers of the refuse truck. This ensures that your waste is kept separate throughout the process from sorting to recycling.

You can now dispose of 10 types of waste at home – whether you live in a house or in an apartment. If you live in a house, you probably have the same types of containers as pictured.

If you live in an apartment or share containers with others, your containers probably look different and are larger because several people are using the same containers.

## Useful knowledge about waste and disposal



### Separate the waste and sort accordingly

If the waste consists of several types of materials, you should ideally separate it and sort the parts separately. For example, a wine box consists of cardboard, a plastic handle and a plastic bag. Another example is the thin plastic around your magazines, which should be removed before the magazine is placed in the container for paper and cardboard.

### Residual waste and food waste must be disposed of in closed bags

You can use a standard bin bag for your residual waste, but the green biobags must be used for food waste. Always tie a tight knot in your bags containing residual waste and food waste. This will prevent the waste from dropping out onto the road when the refuse collector empties your container. A tight knot also minimises the risk of mites in food waste.

### Make sure that the refuse collector has easy access to your waste

Do you comply with all rules and requirements governing access to your waste containers? If so, the refuse collector will pick up your waste as planned.

If you are unable to meet the requirements, you can wheel the containers out for the refuse collector on collection day. See current rules and requirements at [roskilde.dk/adgangsvej](https://roskilde.dk/adgangsvej)

### Place recyclable waste loose in the container

Your recyclable waste should not be packed in bags or other packaging. This applies to metal, glass, plastic, food and beverage cartons, paper and cardboard.

The packaging makes further sorting difficult and reduces the possibility of recycling the waste.



## Cardboard & paper

Cardboard and paper should be placed in the same compartment of your container. As long as it's all clean and dry, we can recycle it.



### It's not just your old newspaper that we can reuse and recycle

We can recycle all kinds of paper and cardboard to make new products. It's vital that it's clean and dry to ensure that the fibres are not damaged. Otherwise it can't be recycled.

#### No problem, your cardboard and paper may also contain

- Paperclips and staples in magazines and newspapers
- Tape on boxes
- Envelopes with plastic windows
- Gift wrap (without ribbon)
- Books



**Cartons e.g. cereal or toothpaste boxes can be recycled together with cardboard & paper**

### Yes please

- + Newspapers, magazines, junk mail (without plastic covers)
- + Letters and envelopes (also with windows)
- + Brochures
- + Writing and drawing paper
- + Tubes from kitchen roll and toiletpaper
- + Boxes (e.g. from breakfast cereals and toothpaste tubes)
- + Egg cartons
- + Gift wrap
- + Shoe boxes
- + Moving boxes

### No thanks

- Used pizza boxes
- Food and beverage cartons
- Gift ribbon
- Polystyrene
- Greeting cards with sounds
- Plastic from toy packaging



**Put cardboard and paper into your container loose - and not in a bag. Flatten and fold cardboard so it doesn't take up too much space.**





# Plastic

We collect all kinds of plastics – scraped clean of leftover food and without chemicals, electronics or PVC.



## What happens to your plastic and food and beverage cartons?

When your plastic and food and beverage cartons arrive at the sorting plant, the food and beverage cartons are separated from the plastic waste and sent for separate recycling. To separate paper fibres from plastic film in the food and beverage cartons, the cartons are dissolved. The paper fibres and plastic film can then be recycled separately.

# 75 % is recycled

At least 75% of the plastic and food and beverage cartons collected is recycled. That 75% is sent through the sorting system again for further sorting. Just over half is sorted for recycling of high-quality plastic. This applies to pure plastic types such as HDPE, PET and PP. Just under half is recycled as mixed plastic and is made into fence posts, benches or grass reinforcement mesh, for example.



Plastic and food and beverage cartons go into the same container compartment - they will be separated at the sorting plant.

## Yes please

- + Meat trays
- + Ketchup bottles
- + Shampoo bottles
- + Plastic food packaging
- + Bubble wrap
- + Screw caps
- + Plastic toothbrushes and toothpicks
- + Clingfilm

## No thanks

- Packaging with hazard symbols
- Polystyrene
- Shoes with rubber soles
- Bags lined with metal foil (e.g. crisp packets)
- Plastic with electronic elements (e.g. chargers)
- PVC (e.g. rainwear or rubber boots)

## Energy recovery

Less than 25% of the plastic waste collected is sent for incineration and energy recovery. This is due to incorrect sorting, plastic consisting of mixed materials, or because it consists of several types of plastic.

## Documentation of recycling

Roskilde Municipality has entered into a joint municipal contract with the sorting plant, with high demands

when it comes to documentation. The documentation requirement consists of half-yearly statements of sorting results at the primary sorting stage, average data for sorting efficiency at the second stage and external analysis of the purity of the clean plastic types sorted.

## Plastic recycling is getting better

From 2025, extended producer responsibility will apply to packaging.

This means that companies that produce packaging (e.g. made of plastic) will have to pay for it to be recycled. Through the legislation, the danish government is focused on making the packaging as recyclable as possible.

This is done, for example, by limiting packaging consisting of different qualities of plastic or packaging made of mixed materials.



## Food and beverage cartons

Food and beverage cartons consist primarily of paper and plastic, which are recycled separately



### How clean should the cartons be?

1. Scrape leftover food out of the carton.
2. Rinse with a little water, shake and pour out.
3. Rinsing the carton helps keep the container clean and gunk-free.
4. Fold the carton to save space in your container.



Place loose cartons in the same compartment as plastic



## Why we mix cartons with plastic

Food and drink cartons should be placed in the same compartment as plastic in the container. The two types of waste will be separated at the sorting plant, so it doesn't matter if you mix them.

The plastic is assessed and reused, while the food and drink cartons undergo another process.

They are dissolved to separate the plant fibres in the card from the plastic film inside the carton, allowing both to be reused – just separately.

**Most food and beverage cartons consist of about 80 percent paper fibres and 20 percent plastic.**

### Yes please

- + Empty food cartons (e.g. from chopped tomatoes)
- + Fizzy drink cups (e.g. from fast food/take away)
- + Milk cartons
- + Juice boxes
- + Small cartons (e.g. from freezer pops)
- + Yoghurt cartons

### No thanks

- Fast food wrapping
- Wine boxes
- Used pizza boxes
- Coffee bags lined with foil
- Wooden toothpicks





## Textile waste

Do you have worn, holey or stained textiles?

As long as they're clean and dry, you can dispose of them as textile waste.

### How to dispose of your textile waste

- Place clean and dry textiles in the red bags for textile waste
- The bag should only be filled to the dotted line. When it's full, tie a knot in the bag.
- Store the bag of textile waste in a dry place until it's time to put it out for collection.
- The bags are collected every 12 weeks.

Check when your textile waste will be collected at [roskilde.dk/affaldskalender](https://roskilde.dk/affaldskalender).



### Yes please

- + Worn out bed linen
- + Yarn remnants
- + Holey socks
- + Textiles with marks
- + Holey jeans
- + Clothing with red wine stains
- + Worn out dish cloths and tea towels
- + Worn out and faded towels

### No thanks

- Duvets, pillows and sleeping bags
- Foam mattresses
- Shoes and boots
- Belts
- Bags
- Reusable textiles such as clothes, bedding or tablecloths



Donate your reusable textiles and clothing to charity.

### Where does the textile waste end up?

Your textile waste is part of a major study of how the waste of Danish citizens should be recycled in the future. Textile waste is currently handsorted into different grades, after which it is sent for recycling of the textile fibres. It can then be used to make insulation material, cloths or new clothes.

If the textiles are dirty or mouldy, they will not be recycled but incinerated and used for energy recovery (electricity and district heating).

### Don't throw reusable clothes out as textile waste

There's a big difference between textile waste and reusable clothing. Textile waste can be recycled, i.e. used to make new products such as insulation material for buildings.

The textile waste is shredded and transformed into something new.

If there's nothing wrong with your clothes, it's far better for the environment if they're given away or resold as they are and thus reused by others.

This way, you preserve the resources that have already gone into the clothes and ensure that someone else can enjoy them.



## Hazardous waste

Sort and recycle your hazardous waste to avoid harming people, nature or the environment. This also includes batteries and small electronics



### How to pack and dispose of your hazardous waste correctly.

If you live in a house or have your own containers, you should use the red box you've been given for hazardous waste. Follow the packing instructions on the lid to pack and deliver the box containing hazardous waste properly.

If you live in an apartment or share containers with others, you should dispose of your hazardous waste in the environmental cabinet at your property. Contact your caretaker or the person responsible for waste disposal for more information about the environmental cabinet where you live.



**Products to be sorted as hazardous waste are not necessarily harmful when you use them, such as light bulbs and lipsticks. Unfortunately, they can be harmful to nature, the environment and people if not disposed of correctly when they become waste.**

### Yes please

- + Cosmetics and makeup
- + Chemicals, oils and leftover paints (including the empty packaging)
- + All lightbulbs (e.g. LED, energy-saving and incandescent bulbs)
- + Spray cans and deodorants
- + All kinds of thermometers
- + Batteries and button cell batteries
- + Electric toothbrushes
- + Smaller electrical appliances (e.g. remote controls or hand blenders)
- + Bicycle lights and LED lights
- + Mobile phones and chargers
- + Old fuses
- + Plant fertiliser

### No thanks

- Fireworks
- Ammunition or sharp objects
- Leftover medicines and needles
- Large electrical appliances (e.g. vacuum cleaners)
- Gas canisters
- Large amounts of industrial chemicals
- Large batteries (e.g. car batteries).



**Larger household appliances must be taken to the recycling station or put out for bulky waste collection**





## Food waste

Always put food waste in the green biobags. When we have harvested the food waste for biogas, the residue will be used on the farmers' fields as natural fertiliser.



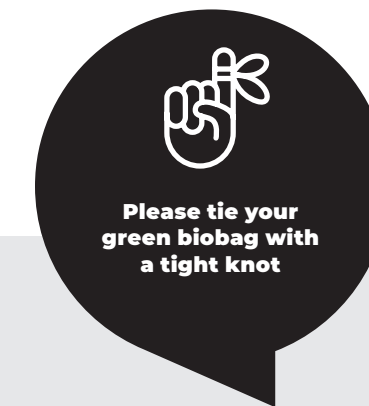
### Food waste is

... generally speaking all kitchen waste and uneaten items derived from plants or animals -whether cooked, raw or processed.

### Fat and oil from cooking

... can be poured into a green biobag or a double biobag bag once cooled down.

Tie a tight knot on the bag and place it carefully with the rest of the food waste.



### Yes please

- + Fruit and vegetable leftovers
- + Meat, fish and poultry
- + Bones
- + Breakfast cereals
- + Pasta, noodles and rice
- + Leftover bread and cake
- + Cheese and dairy products
- + Paper towel
- + Coffee grounds, coffee filters
- + Egg shells
- + Nuts and shells
- + Cut flowers and bouquets

### No thanks

- Printed or coloured napkins
- Potted houseplants with soil
- Sanitary towels
- Wet wipes
- Cotton buds
- Cat litter
- Garden waste (e.g. windfalls)
- Sawdust
- Food packaging
- Plastic bags
- Toothpicks



## Residual waste

Your residual waste is the leftover waste from your recycling. It is incinerated for the production of electricity and heat.



### Yes please

- + Used nappies, wet wipes and hygiene products
- + Ash and vacuum cleaner bags that are packed in a bag with a knot
- + Dirty or wet cardboard and paper (e.g. used pizza boxes)
- + Cotton buds
- + Disposable cups, plates, cutlery, etc. (non-plastic)
- + Used face masks
- + Used cat litter and animal bedding (packed in bags)
- + Used dog poo bags that are packed securely
- + Candle stubs
- + Packaging containing leftover food

### No thanks

- Perfumes or deodorants
- Spray cans
- Makeup
- Leftover medicine
- Plastic food packaging
- Milk or juice cartons
- Batteries or lightbulbs
- Empty tealights





## Glass

Empty jars, glass containers and bottles - whole or broken. Lids and labels can be left on. We make sure these are discarded and recycled separately.



### Let's not run out of sand

Glass is made from very fine sand - a deficient resource - and its mining eats away at our nature and environment. What's more, it takes seven times as much energy to melt sand into glass as it does to recycle glass.

All recyclable bottles and glasses - whole or broken - are crushed and remelted into new glass products such as beer bottles and jam jars.

By recycling your empty jars and old bottles, you keep the glass in a recyclable system where the glass gets used time and time again.



### Yes please

- + Wine and beer bottles (without deposit)
- + Food jars (e.g. olives, beetroot and pickles)
- + Jam jars
- + Drinking glasses and jugs (also shards)
- + Bottles from juice and other beverages
- + Spice jars
- + Empty medicine bottles

### No thanks

- Electric and energy-saving light bulbs
- Ovenproof glass
- Porcelain, ceramics and crystal glass
- Mirrors and windows




Glass does not need to be completely clean - but please make sure jars are empty



## Metal

Metal waste is valuable and easy to recycle  
- but must not contain electronics, oil or hazardous waste



### Separate or sort as metal

It is, of course, best if you can separate the materials and sort them separately.

It doesn't matter too much to the recycling of the metal if it's attached to other materials such as plastic or wood. They'll go up in smoke when the metal melts at high temperatures.



### Recycle your metal - that means a lot less waste for the environment

When 1 kg of new aluminium is produced, 85 kg of waste is created as a result of the production.

By comparison, when aluminium from empty beer cans or clean foil trays is recycled, just 3.5 kg of waste is created from the production of 1 kg of recycled aluminium.

In other words, you're doing the environment a massive favour when you sort your metal for recycling.



### Yes please

- + Food cans (e.g. tomato, pineapple and tuna)
- + Beer and fizzy drink cans without deposit
- + Aluminium foil
- + Loose metal lids from jars, etc.
- + Pots and pans
- + Cutlery
- + Coffee capsules
- + Scissors
- + Screws and nails
- + Aluminium trays scraped clean from leftover food


### No thanks

- Spray cans and deodorants
- Aluminium trays containing food remnants
- Metal packaging containing paint or lubricating oil
- Electronics with metal components
- Packaging lined with foil
- Metal objects with mixed materials (e.g. taps)
- Larger metal objects such as bicycles or sinks





# How to dispose of your construction waste



## 1. Forecast

Before you start demolishing or renovating, find out what types of waste you expect your project to generate. This might include waste from painted surfaces, roofing felt or tile adhesive.

However, a proper forecast often requires specialist knowledge. We therefore recommend that you always contact a professional before you start.

## 2. Report

If you expect your project to generate more than 1 tonne of construction waste, you must report this to the municipality. If the waste contains double-glazed windows or hazardous waste, such as asbestos, lead, chemical residues and PCBs, you must report this to "Affald og Genbrug" (The Waste and Recycling Department) about the waste – regardless of how much you have – no later than 14 days before the work starts. This also applies if you have already been granted a building permit.

## 3. Sort

The construction waste must be kept separate so that we can recycle it correctly and handle it in an environmentally sound manner. You will find all the regulations on the website, but as a minimum you must sort into 3 main categories:

- Recyclable and clean materials (e.g. clean wood and metal)
- Hazardous waste (e.g. PCBs and chemicals)
- Waste for landfill (e.g. asbestos)

## 4. Hand in

More resources will be saved if you can recycle the waste yourself. Otherwise, you should assign the waste to an approved collection company or a receiving facility that can handle and dispose of the waste for you.

When renovating your own home, however, you can often dispose of your construction waste at the recycling centre yourself.





## Builder of your own house

***You are always the builder when renovating your own home. So, it's your responsibility to ensure that the necessary and mandatory reports are submitted.***

This also applies if, for example, you've hired a consultant, contractor or tradesman to help you with the work.

### **Get off to a good start**

If you're in any doubt about rules and reporting, or how to sort your construction waste, there's always help to be had from Affald og Genbrug. Feel free to contact us and we'll help you get your project off to a good start.

### **Contact**

Mail: byggeaffald@roskilde.dk  
Phone: 4631 3631





## Bulky waste

Bulky waste is items that are too large to be disposed of in the waste container at home. Sign up for the scheme now and save yourself a trip to the recycling centre.

### Bulky waste scheme for single family homes

In Roskilde Municipality, you have the option to sign up for the bulky waste scheme (surcharge applies). You can use it on a one-off basis or as a subscription with 6 collections a year.

Apartment buildings can make use of a similar bulky waste scheme if the property is registered.

Registration and payment for the bulky waste scheme for single family homes is done via [roskilde.dk/storskrald](https://roskilde.dk/storskrald). On the website, you can read more about prices and conditions for the disposal of bulky waste

through the scheme and when you can have your bulky waste picked up.

Waste disposed of via the bulky waste scheme must be disposed of in transparent bags. If the product is too large, it can be handed in loose. Your bulky waste must be placed at the boundary of your property.



### Give your bulky waste away to others

Your bulky waste may be useful to others. We check to see whether any of the bulky waste can be passed on for direct reuse when we pick it up. So if you have a barbecue that works just fine, or a nice table that can be passed on to others, you can also put it out for collection as bulky waste. However, not everything can be disposed of as bulky waste. Car batteries are, for example, hazardous waste, and special requirements and rules apply to the disposal of soil and construction waste.



Pass your things on if they're too good to throw away

### Yes please

- + Large pieces of cardboard
- + Large electronics
- + Large pieces of metal
- + Hard PVC
- + Unclean and impregnated wood
- + Landfill (mirrors, soft PVC, ceramics)
- + Large pieces of polystyrene
- + Direct recycling (e.g. furniture or bicycles)

### No thanks

- Household waste – i.e. all waste you can dispose of in your own container.
- Construction waste
- Garden waste
- Hazardous waste



# Garden waste

Garden waste is all the organic waste that comes from your garden – you can have your garden waste collected and at the same time ensure that it is recycled into biomass and compost

## Garden waste scheme for single-family homes

Roskilde Municipality also has a scheme for garden waste (surcharge applies). The scheme is available on a subscription basis only, with 9 collections a year in the period from 1 March to 30 October. We also pick up Christmas trees in January.

Registration and payment for the garden waste scheme for single-family homes is done via [roskilde.dk/haveaffald](https://roskilde.dk/haveaffald). On the website, you can read more about prices, conditions for disposal of garden waste through the scheme, and when you can have your garden waste collected. Waste disposed of via the garden waste scheme must be disposed of in either dry paper bags or in a separate container. If you require a container for your garden waste, you must purchase one yourself.

The container must comply with the DS/EN 840 1-6 standard. You can check the requirements regarding the volume and size of the container at [roskilde.dk/haveaffald](https://roskilde.dk/haveaffald).

Garden waste should be disposed of in bags or a container. The bags must not weigh more than 15 kg per unit. Apartment buildings can make use of a similar garden waste scheme if the property is registered.

## What happens to your garden waste?

When your garden waste is collected, or you dispose of it at the recycling centre, suitable garden waste is sent on to Solum A/S (either in Roskilde or Holbæk), where it's processed and sorted for biomass and for pulverised garden waste, which is delivered to farms across most of Zealand.

Some of the garden waste is also used for composting. As a resident of Roskilde Municipality, you can pick up free compost all year round at the recycling centres in Høng and Kalundborg. You can also pick up free compost at ARGO in April for their annual compost day.



## Yes please

- + Branches in bundles – max. 100 cm long
- + Leaves, grass and twigs in sacks or a container
- + Roots and stumps of less than 120 cm in length and up to 10 cm in diameter
- + Windfall fruit
- + Cut flowers
- + Plants without soil

## No thanks

- Dead animals, large or small
- Trees, large or small
- Piles of soil from the garden, large or small
- Grow bags containing soil
- Old garden tools







ROSKILDE  
KOMMUNE

## Ask away!

It's not always easy to know how to sort waste properly – you might have felt unsure about whether you're sorting correctly or whether you're complying with the rules.

Fortunately, we can help you with that. At Affald og Genbrug, we're experts in sorting and recycling waste, as well as our communal waste scheme. We'd therefore very much like to help answer any questions you may have – big or small.

If you're in doubt, please ask us. Then we'll find the answer together – and you'll help keep us on our toes when it comes to our communal waste.

**Thank you for sorting.**

*Make sorting simpler with  
Roskilde Municipality's  
Perfect Waste sorting app.*



**roskilde.dk/affald**